

Industrial Duty Demagnetizer MM DN + CT-U



CFT[®] Constant Field Technology[®]



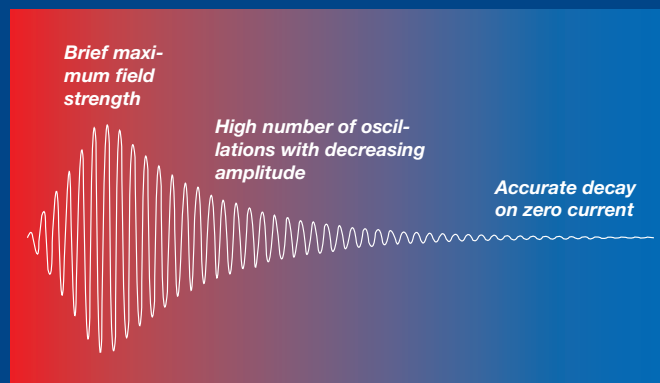
Technology inside the conventional demagnetizing coil

Demagnetizing tunnels have been used successfully for decades; their handling and application are widely known. Maurer Magnetic has enhanced those conventional devices by incorporating a power module. The Maurer Degaussing® Technology allows for demagnetizing massive work pieces or many parts concurrently. The control interface provides for a simple integration into automated processes within a production line. Conventional demagnetizing coils can be easily replaced by the Industrial Duty Demagnetizer MM DN + CT-U.

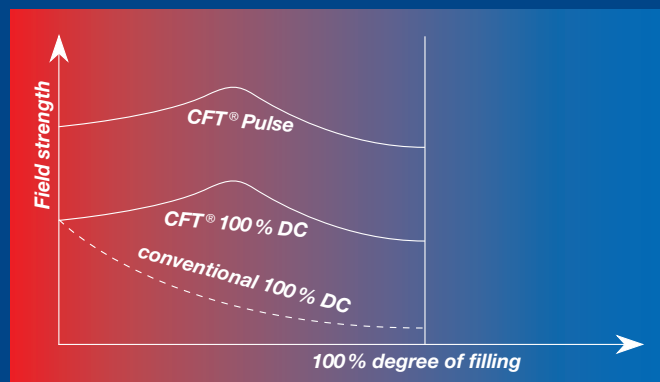
Characteristics

- Optimal demagnetization with Maurer Degaussing® Technology
- Versatile
- Intuitive, secure operation
- Demagnetization both for continuous operation during production and for discontinuous operation
- Ready for remote control and automation
 - integrated control interface 24 V I/O
 - optional light barrier for activation
- Heavy duty, for shop floor use
- Power factor correction

Maurer Degaussing® Technology



Intensity, number, and precision in the process of decreasing pole reversals, and the choice of the frequency. These elements are optimally set with our demagnetizing devices.



The CFT® Constant Field Technology® keeps the magnetic field consistently up, regardless of the filling degree of the coil. More power available with pulse mode. CFT® patent applied for.



Power module

The power module includes the power electronics, the interfaces and the control processor of the demagnetizing system. The cables connecting the demagnetizing coil and the power module are pluggable.

Power Module MM DN 150...1850

- Optimal, preset demagnetizing frequency
- Demagnetization of parts at fixed position by means of proprietary demagnetizing pulse (patent granted for)
- Easy integration in automated production lines through control interface 24 V I/O
- Interface to light barrier for automatic triggering of pulse
- Choice of three power levels (DN 750...1850)
- Low power consumption due to power factor correction
- Indicator lamps for easy process monitoring

Versatile remote control application

The more powerful Demagnetizing Coils CT-U can be used both in continuous and pulse operation. They are therefore suitable for continuous as well as discontinuous material flow. The integrated interface makes process monitoring simple.

Universal for manual operation

The parts are put into the coil and demagnetized with one or more pulses. Since the coil does not require any conveyer belt, the device saves space.

Demagnetizing with an MM DN + CT-U offers you:

- Compliance with requirements for residual magnetism according to process
- No sticking of swarfs
- Improved efficiency of subsequent cleaning processes
- No impact on sensitive components
- Avoiding problems with coating processes
- Easy welding

Range of Parts

- Bigger parts with a wall thickness of several inches or more
- Rods / pipes / profiles
- Bulk parts
- Components and small parts




Depending on local regulations, the operator has to keep some distance from the Demagnetizing Coil MM CT-U during the demagnetizing pulse.



The coils demagnetize reliably even when a very large portion of the available space is used.



Pulse activation with optional light barrier in a remote controlled production process.



Demagnetizing Coil CT-U

The Demagnetizing Coil CT-U is made for heavy-duty and shop floor use. The coils are equipped with a terminal box incorporating an on-off switch, an operating lamp and a temperature sensor. A set of 10-ft. plug-in cables connects the Demagnetizing Coil CT-U with the Power Module MM DN.

By means of an adaptor the Demagnetizing Coil CT-U can be operated directly from the mains and can be upgraded with a Power Module MM DN at any time. The performance of a CT-U without a Power Module MM DN is equivalent to that of a conventional CT.

Coil Module	CT1-U	CT2-U	CT3-U	CT4-U	CT5-U	CT6-U	CT7-U	CT8-U
Dimensions W x H x T [mm] ¹	450x290x150	560x320x170	560x440x190	700x390x230	700x540x230	700x590x230	850x740x350	1050x740x350
Active opening	150 x 100mm	260 x 130mm	250 x 250mm	400 x 200mm	400 x 350mm	400 x 400mm	550 x 550mm	750 x 550mm
Maximum field, peak ²	93 kA/m	66 kA/m	48 kA/m	47 kA/m	32 kA/m	30 kA/m	20 kA/m	16 kA/m
Maximum pulse rate, continuous	1 Pulse / 10 s	1 Pulse / 10 s	1 Pulse / 10 s	1 Pulse / 10 s	1 Pulse / 10 s	1 Pulse / 10 s	1 Pulse / 10 s	1 Pulse / 10 s
Weight	41 kg	62 kg	84 kg	110 kg	120 kg	130 kg	190 kg	230 kg
Frequency of demagnetization ³	preset	preset	preset	preset	preset	preset	preset	preset
Protection class IP	54	54	54	54	54	54	54	54
Configuration	bolted	bolted	bolted	bolted	bolted	bolted	bolted	bolted

Made in Switzerland 

Power Module	MM DN150	MM DN750	MM DN1100	MM DN1850
Dimensions W x H x T [mm]	300x400x210	600x600x350	600 x 600 x 350	600 x 600 x 350
Connection	200 – 240 VAC 50/60 Hz	3 x 380 – 480 VAC 50/60 Hz	3 x 380 – 480 VAC 50/60 Hz	3 x 380 – 480 VAC 50/60 Hz
Power supply rating	10 A	16 A	16 A	20 A
Weight	12 kg	45 kg	45 kg	50 kg
Protection class IP	41	41	41	41
Configuration	wall fastening	wall fastening	wall fastening	wall fastening
Optional machine base	machine base red	machine base red	machine base red	machine base red
Optional light barrier	LE001	LE001	LE001	LE001

Made in Switzerland 

¹ Approximation

² Divide by 1,41 to obtain RMS value

³ Frequency is given by the Power Module MM DN and is preset, range ~10Hz...60Hz. Readjustment of the frequency only by the supplier.

MM CT1-U MM DN150



MM CT3-U MM DN1100



MM CT5-U MM DN1850



Magnetizing & Demagnetizing Technology



Maurer Magnetic AG
Industriestrasse 8
CH-8627 Grüningen

Tel. +41 44 936 60 40
Fax +41 44 936 60 49

info@maurermagnetic.ch
www.maurermagnetic.ch